



**PSYC-2301-022IN  
General Psychology  
Summer 2022  
Online**

**Instructor Information:**

**Name:** Professor Montemayor

**E-mail:** cmontemayor1@com.edu

**Phone:** 409-933-8212. Please leave a message

**Office hours:**

Online via Blackboard. By appointment only

**Office Location:**

Online only

**Course Communication:**

Communication will take place primarily through a student's College of the Mainland email, so be sure to check this email account regularly. It is my policy to respond emails within 48 hours, weekends and holidays excepted. Students are expected to follow this same policy. Please check your COM email regularly.

**REQUIRED Materials**

**Textbook:**

Psychology in Everyday Life, 5th edition; by David G. Myers; published by Worth Publishers.

**Textbook Purchasing Statement**

A student attending College of the Mainland is not under any obligation to purchase a textbook from the college-affiliated bookstore. The same textbook may also be available from an independent retailer, including an online retailer.

**Course Description**

This is an introduction to the field of psychology, dealing with such topics as the scientific method and theories, neuroscience and behavior, perception, consciousness, learning, memory, intelligence, motivation, emotion and stress, personality, psychological disorders, and therapy.

## Course Requirements

**Method of Instruction:** This course primarily consists of online lessons and discussions provided by the instructor. Additionally, videos and other supplementary articles may be used to emphasize key issues. The online lessons parallel and reinforce assigned readings; therefore it is essential that students keep up to date with their online work. The online lessons will be open for one week, giving you plenty of time to complete the required materials.

**Coursework Policy:** All coursework will be assigned and opened online on a weekly basis. For this course, weeks begin at **12:00am** on the **MONDAY** of the assigned week and end at 11:59pm on the SUNDAY of the assigned week.

**EXCEPTION:** Due to it being the last week of classes, **Week 5** will be short week. Accommodations have been made and Week 5 assignments will open at 12:01am on SATURDAY of Week 4 and close at 5:00pm on THURSDAY of Week 5.

**Late Work/Make-Up Policy:** There are **NO** make-up quizzes, assignments, discussions or exams! With **NO** exception! I leave them all open for a wide period of time to give you every opportunity to complete them within the required period. The dates and times that the graded materials are available will be clearly visible in Blackboard. The due dates will also be posted on the course schedule.

**Failure to complete an assignment:** All assignments will be due by the date assigned by the professor. **NO LATE ASSIGNMENTS WILL BE ACCEPTED.**

### Determination of Course Grade/Detailed Grading Formula

#### **Chapter Quizzes:**

13 quizzes: 1 Syllabus/Contract Quiz worth 50 points and 12 Chapter each worth 25 points. Quizzes will be assigned for each chapter and each quiz will have a total of 10 questions. Chapter Quizzes may include a combination of true/false, multiple choice, and/or matching questions. Chapter quizzes are untimed with 2 attempts. HOWEVER, the second attempt is **ONLY** for those who experience technical difficulties. If a student attempts a Chapter Quiz a second time, the points earned on the second attempt will count as the student's score. **NO** exceptions. All students must complete the online quizzes by the scheduled due date. There are **no make-up Quizzes**. Students are offered a significant amount of time to take the quizzes, once the quiz has started it must be completed in that session. The student cannot start and stop the quiz.

#### **Discussion Forum Posts:**

Each student will be required to complete discussion forums during the term. 1 Orientation Discussion Forum, 12 Chapter Discussion Forums and 5 Attendance Discussion Forums. To be eligible for full points, the student is required to post twice to each discussion forum. The first post, the student will answer the related chapter questions and the second will be a response to classmate. Both posts must include information from the chapter and be more than "I like what you said, good job." To earn points, posts are to be meaningful responses. These posts offer students the opportunity to discuss a topic related to the assigned chapter in greater depth and simulate classroom discussion.

Follow the instructions for each discussion forum, answer the questions using complete sentences, correct grammar and use the assigned chapter in the textbook. Discussion Forums are worth 25 points.

**NOTE:** Responses can be deleted at the discretion of the instructor. Responses will only be deleted if the instructor determines them to be aggressive, rude, degrading, etc., and they may be deleted without notice to the student. All such responses will receive a grade of 0 for the deleted thread. Please refer to the syllabus for more information regarding student conduct and expectations.

### **Presentation Posts:**

Each student is required to complete 4 short Presentation Posts. Presentation Posts offer students the opportunity to examine some of the ethical issues within psychology and identify how each impacts society at the community, state and national level. This presentation allows students to acknowledge their personal biases and/or stereotypes, and how they can be more informed regarding their future interactions.

Presentation Post instructions:

1. Review the assigned topic
2. Develop and record a 5-7 minute presentation on a topic. Specific instructions will be provided.
3. Write a brief summary of your presentation.
4. Share each presentation with the course instructor. Specific instructions will be provided via Bb

Presentation Posts are worth **75 points**. Presentations will be evaluated based on Quality of Information and Organization, Quality of Verbal Communication, and Quality of Non-Verbal Communication (worth 100 points). Written summary is worth 50 points. **Presentations must meet the time limit to be graded.**

### **Exams:**

4 online exams. Each has 50 questions and is worth 100 points. Exams may include a combination of true/false, multiple choice, matching, and/or short answer questions. Exams are timed (120 minutes). Students have ONE (1) attempt to complete the exam, with no second attempts. Complete each exam by the due date. There are **no make-up exams**. Once the exam has been started it must be completed in one session. Students will not have the opportunity to start and stop an exam.

### **Grading Formula**

Quizzes (Syllabus and Chapter)	350
Discussion Forums (Chapter and Attendance)	450
4 Presentation Posts and Summary (75 points each)	300
4 Exams (100 points each)	400
<b>Total Points</b>	<b>1500</b>

### **Grading Scale**

The criteria for each letter grade must be met. Failure to do so will result in a lower letter grade! For example: Earn 1000 points and complete 2 presentation posts, final grade is B.

**Read the information on the next page for each Final Letter Grade requirement**

**Final Letter Grade of A**

Earn points and credit for 3 Presentation Posts and Summary  
Earn 950 or more points

**Final Letter Grade of B**

Earn points and credit for 2 Presentation Posts and Summary  
Earn 800 or more points

**Final Letter Grade of C**

Earn 700 – 799 points; no credit earned for presentation post and summary

**Final Letter Grade of D**

Earn 600 – 699 points; no credit earned for presentation post and summary

**Final Letter Grade of F**

Earn less than 600 points; no credit earned for presentation post and summary

**Make-Up Policy**

**Failure to complete an assignment:** There are **no** make-up quizzes, assignments, discussions or exams!  
**No** exceptions. Coursework links will remain open for a lengthy period of time to offers students every opportunity to complete assessments within the required period. The dates and times that the graded materials are available will be clearly visible in Blackboard. The due dates will also be posted on the course schedule.

### Course outline

<b>DATE</b>	<b>CHAPTER &amp; TOPIC</b>	<b>Assessments</b>
<b>Week 1</b> <b>7/11-7/17</b>	Orientation Assignments Chapter 1 Psychology's Roots, Critical Thinking, and Self-Improvement Tools Chapter 2 The Biology of Behavior/ Consciousness Chapter 3 Developing Through the Life Space	Orientation Assignments 1, 2, 3 Ch 1 DF and Quiz Ch 2 DF and Quiz Ch 3 DF and Quiz
<b>Week 2</b> <b>7/18-7/24</b>	Chapter 4 Sex, Gender, and Sexuality <b>Exam 1 (Chapters 1, 2, 3, and 4)</b> <b>Presentation Post #1</b> Chapter 5 Sensation and Perception Chapter 6	Exam 1, Presentation 1 Ch 4 DF and Quiz Ch 5 DF and Quiz Ch 6 DF and Quiz
<b>Week 3</b> <b>7/25-7/31</b>	Chapter 8 Thinking, Language, and Intelligence <b>Chapter 2 (Chapter 5, 6, and 8)</b> <b>Presentation Post #2</b> Chapter 9 Motivation and Emotion	Ch 8 DF and Quiz Exam 2, Presentation 2 Ch 9 DF and Quiz
<b>Week 4</b> <b>8/1-8/7</b>	Chapter 10 Stress, Health and Human Flourishing Chapter 11 Social Psychology Chapter 12 Personality <b>Exam 3 (Chapters 9, 10, 11, and 12)</b> <b>Presentation Post #3</b> <b>Last day to drop is 8/5/2022</b>	Ch 10 DF and Quiz Ch 11 DF and Quiz Ch 12 DF and Quiz Exam 3 Presentation 3
<b>Week 5</b> <b>8/8-8/12</b>	Chapter 13 Psychological Disorders Chapter 14 Therapy <b>Exam 4</b> <b>Presentation Post #4</b>	Ch 13 DF and Quiz Ch 14 DF and Quiz Exam 4, Presentation 4

**IMPORTANT:** \*\*Due to it being the last week of classes, **Week 5** will be short week. Week 5 learning and assessment links will open at 12:01AM CST on Saturday of Week 4 and close at 11:59PM CST on **FRIDAY** of Week 5

### **Attendance Policy**

If a student wants to pass this course, attend and participate each week. In this fast-paced online course, this means students should log into the course at least five times each week. Expect to spend at least 2 ½ hours a day in the course reviewing lessons and other course material. The online material goes beyond the material presented in the text, and students will be assessed over this material on the exams and course assignments. The discussion component of the course also requires students to engage with one another in “conversation.” Failing to complete assessments including the attendance discussion forums will negatively impact a student’s score.

### **Withdrawal Policy**

It is the student’s responsibility to acquire and complete the drop form when the student ceases to attend the class. **Last day to drop is August 1, 2022.** Any student who ceases to attend the class and fails to withdraw will receive a grade of “F” for the course. The instructor also reserves the right to withdraw any student due to insufficient academic progress in the class.

### **Disclaimers/Additional Policies**

**Coursework Policy:** All coursework will be assigned and opened online on a weekly basis. For this course, weeks begin at **12:01AM CST** on the **MONDAY** of the assigned week and end at 11:59PM CST on the SUNDAY of the assigned week.

**EXCEPTION:** Due to it being the last week of classes, **Week 5** will be a short week. Week 5 assignments will open at 12:01am on Saturday of Week 4 and close at 11:59PM on FRIDAY of Week 5.

**Late Work/Make-Up Policy:** All assignments are due by the date assigned by the professor. Late assignments will not be accepted.

There are **no** make-up quizzes, assignments, discussions or journals. No exceptions. Course links will remain open for an extended period of time - allowing students to complete the coursework. Follow the due dates listed on the course calendar

**Technology Outage Policy:** Please be aware that outages do occur. If a student becomes aware of a Blackboard outage or is having difficulties accessing their Blackboard account, please contact Blackboard Student Support - DE Hotline at 409-933-8453. Phone hours are Monday through Friday between 8:00am and 5:00pm. After 5:00pm or on weekends, please leave a message with the following information: Student name, COM ID, phone number and issue. Please plan on completing assignments during the work week (Mon-Fri) in case a Blackboard outage or problem occurs. Don’t wait until the last minute. If Blackboard has an outage, your grade may be affected.

**Emergency Closing of Campus:** If for any reason the college closes, continue to work on the assignments delineated in the syllabus and/or refer to Blackboard for Emergency Closing Assignments and further instructions.

### **Success Tips for Students**

- Print the syllabus, read the syllabus, re-read the syllabus, and don't lose the syllabus
- Communicate with the course instructor starting on Day 1
- Be prepared (read ahead and take good notes)
- Participate in every online encounter (make it a point to ask at least one question per post, ask for clarification)
- Take advantage of any extra credit that is offered
- Follow all the directions and don't skip anything
- APA Citation: <http://www.apastyle.org/learn/tutorials/basics-tutorial.aspx>
- Read the syllabus, re-read the syllabus, and don't lose the syllabus

### **Counseling Statement**

Any student that is needing counseling services is requested to please contact Holly Bankston in the Student Success Center at 409-933-8520 or [hbankston@com.edu](mailto:hbankston@com.edu). Counseling services are available in the student center for free. Appointments are strongly encouraged. However, some concerns may be addressed on a walk-in basis. <http://www.com.edu/student-services/counseling>.

### **ADA Statement**

Any student with a documented disability needing academic accommodations is requested to contact Holly Bankston at 409-933-8520 or [hbankston@com.edu](mailto:hbankston@com.edu). The Office of Services for Students with Disabilities is in the Student Success Center in the student center.

### **Early Alert Program**

The Student Success Center at College of the Mainland has implemented an Early Alert Program because student success and retention is very important to us. I have been asked to refer students to the program throughout the semester if they are having difficulty completing assignments or have poor attendance. If you are referred to the Early Alert Program you will be contacted by someone in the Student Success Center who will schedule a meeting with you to see what assistance they can offer in order for you to meet your academic goals.

### **Classroom Conduct Policy**

College of the Mainland requires that students enrolled at COM be familiar with the Standards of Student Conduct, which can be found in the on-line Student Handbook. <http://www.com.edu/student-services/student-handbook>. Students are expected to be familiar with and abide by the Student Code of Conduct. Any violations of the Code of Conduct will result in a referral to the Dean of Students and may result in dismissal from this class.

### **Academic Dishonesty**

Any incident of academic policy will be dealt with in accordance with college policy and the Student Handbook. Academic dishonesty – such as cheating on exams is an extremely serious offense and will result in a **grade of zero** on that exam and the student will be referred to the Office of Student Conduct for the appropriate discipline action.

## **Plagiarism**

Plagiarism is using someone else's words or ideas and claiming them as your own. Plagiarism is a very serious offense. Plagiarism includes paraphrasing someone else's words without giving proper citation, copying directly from a website and pasting it into your paper, using someone else's words without quotation marks. Any assignment containing any plagiarized material will receive a **grade of zero** and the student will be referred to the Office of Student Conduct for the appropriate discipline action.

### **Link(s) to resource(s) about avoiding plagiarism:**

<https://owl.english.purdue.edu/owl/resource/589/02/>

<http://www.com.edu/on-site-services/speaking-reading-writing-center.php>

<http://en.writecheck.com/ways-to-avoid-plagiarism/>

## **Concerns/Questions Statement**

If one has questions or concerns about any aspect of this course, please contact me using the contact information previously provided. If, after discussing your concern with me, you continue to have questions, please contact Department Chair Shinya Wakao at (409) 933-8107.



## **Guidelines for Participation, Grading Feedback, and Course Communication**

### **Participation:**

You are expected to log into the course a **minimum of two times per week** and you should expect to spend at least 2 ½ hours a week in the course reviewing lessons and other course material.

The discussion component of the course requires you to engage your fellow students in “conversation,” which requires you to regularly read and respond to posts. Due to the online nature of this course, it is up to the student to provide thoughtful and elaborate responses to discussion posts in order for the instructor to measure the students’ understanding of the material. In addition, any aggressive, rude, degrading, etc., posts may be deleted without notice to the student. All such responses will receive a grade of 0 for the deleted thread.

Please understand that minimal participation will result in minimal points.

More information about expectations in regards to your postings and replies is provided below in the Grading Rubrics.

**NOTE: Failing to log in at least twice per week may result in up to a 10 point deduction from your final point total**

### **Course Communication and Grading Feedback:**

Communication will take place primarily through the Blackboard messaging/email system. This will utilize your COM email, so be sure to check this email regularly.

I prefer for students to contact me through the Blackboard “Email Your Instructor” button under the Course Tools, but a direct email to my COM email address will also be acceptable. Please put “Online Psychology Student” in the subject area.

It is my policy to respond to discussion posts, messages, and emails within 48 hours, weekends and holidays excepted. I do hold my students to this same policy, so be sure to check your COM email regularly.

Quiz and Exam grades will be posted immediately to your Grade Center, and grades for Journal Posts and Discussion Forums will generally be updated twice a week on Wednesday and Saturday.

### **Technology Feedback:**

All Students are offered the opportunity to provide anonymous feedback to the instructor on the ease of the online technology of the course (e.g., Course Navigation, locating items and tools, etc.). This feedback may be provided at any time throughout the semester in the “**Technology Feedback**” **Discussion Forum**.

## Instructions and Grading Rubrics for Assignments

### Discussion Posts:

Instructions:

To receive full credit for this assignment you must complete the following:

1. **Click and Read:** Click on the link(s) below and read the article(s) or watch the video(s).
  
2. **Post:** Post a response to the topic (100 word minimum) post with the following:
  - a. A brief description of the topic(s) with terms and information from the book
  
  - b. What new information you learned from the link(s)
  
  - c. What your thoughts are on the topic
  
3. **Reply:** Reply to a minimum of one other student's post (50 word minimum)

**This assignment will be worth a maximum of 15 points.** You will earn up to 5 points for your description of the topic and what you have learned, up to 54 points for your thoughts on the topic, and up to 5 points for your reply to another student.

**REMEMBER:** All assignments must be completed by 11:59pm on SUNDAY of the assigned week. Grades for your assignments will be posted no later than the following SATURDAY (e.g., Turn in assignment on Week 2; grades posted no later than Saturday of Week 3).

**NOTE:** Responses can be deleted at the discretion of the instructor. Responses will only be deleted if he determines them to be aggressive, rude, degrading, etc., and they may be deleted without notice to the student. All such responses will receive a grade of 0 for the deleted thread. Please refer to the syllabus for more information regarding student conduct and expectations.

### **Discussion Forum Posts**

Points Possible	5	4	3	2	1	0
Description of topic and What you have learned	Length of approximately ½ word processing page (e.g. Microsoft Word).  Discussion of what was learned and not just a recitation of	Length of approximately ½ word processing page (e.g. Microsoft Word).  Discussion of what was learned and not just a recitation of facts from	Length of less than approximately ½ word processing page (e.g. Microsoft Word).  Majority of content comes from recitation of facts	Length of 3-4 sentences.  Majority of content comes from recitation of facts from the assigned	Length of less than 3 sentences  Discussion of topic with no reference to the assigned	

	<p>facts from the assigned articles or videos.</p> <p>Relation of new information to old information learned in the course to date.</p>	<p>the assigned articles or videos.</p>	<p>from the assigned articles or videos.</p>	<p>articles or videos.</p>	<p>articles or videos.</p>	<p><b>No Discussion Post Submitted</b></p> <p>OR</p>
Thoughts on the Topic	<p>Length of approximately ½ word processing page (e.g. Microsoft Word).</p> <p>Mention of at least two specific points from the assigned articles or videos.</p> <p>Information from assigned articles or videos is related to personal experience or opinions.</p> <p>Post is written thoughtfully and in original thoughts.</p>	<p>Length of approximately ½ word processing page (e.g. Microsoft Word).</p> <p>Mention of at least one specific points from the assigned articles or videos.</p> <p>Information from assigned articles or videos is related to personal experience or opinions.</p> <p>Post is written thoughtfully and in original thoughts.</p>	<p>Length of less than approximately ½ word processing page (e.g. Microsoft Word).</p> <p>Mention of at least one specific points from the assigned articles or videos.</p> <p>Information from assigned articles or videos is related to personal experience or opinions.</p> <p>Post is written thoughtfully and in original thoughts.</p>	<p>Length of 3-4 sentences.</p> <p>Mention of at least one specific points from the assigned articles or videos.</p> <p>Information from assigned articles or videos is related to personal experience or opinions.</p> <p>Post is written thoughtfully and in original thoughts.</p>	<p>Length of less than 3 sentences.</p> <p>Mention of no specific points from the assigned articles or videos.</p> <p>Information from assigned articles or videos is not related to personal experience or opinions.</p> <p>Post relies on recitation of facts.</p>	<p><b>Post is deleted by Instructor.</b></p> <p>Responses can be deleted at the discretion of the instructor. Responses will only be deleted if the instructor determines them to be aggressive, rude, degrading, etc., and they may be deleted without notice to the student. All such responses will receive a grade of 0 for the deleted thread. Please refer to the syllabus for more information regarding student conduct and expectations.</p>
Follow-up Postings and Replies	<p>Reply to a minimum of one other student's post with thoughtful and elaborate connections to course materials while integrating personal thoughts and opinions.</p>	<p>Reply to a minimum of one other student's post with connections to course materials.</p>	<p>Reply to a minimum of one other student's post with simple and unelaborated thoughts.</p> <p>No connection to course material or personal thoughts or opinion provided.</p>	<p>Provided reply with no originality or original thoughts.</p> <p>Examples: "I like when you said..." "Great job." "I agree."</p>	<p>All responses with less than 5 sentences will be automatically given a score of 1.</p>	

### **Presentation Post:**

#### **Instructions:**

In this presentation, you will examine one of your favorite discussion topics and strengthen your understanding of it using the Internet.

In order to receive full credit, you must complete the following:

1. Choose a discussion topic that we have already covered in the Discussion Forum, and find **three sources** that help strengthen your understanding of it.
2. Develop and record (**See below for recording instructions**) a presentation (**5 minute minimum**) that includes the following:
  - a. an **introduction** of your topic, including information covered in the text and PowerPoints.
  - b. a **description of why you have chosen the topic** or what peaked your interest in this topic

- c. a **description of what you have learned from the websites** you have visited (make sure to cite your sources in APA format\* in your written summary)
  - d. a **conclusion** summarizing what you have learned about your topic
3. In a word document, write a brief summary (**1 page minimum**) of your presentation
  4. On a separate page, make sure to include a list of your references/websites. Please be sure to include the following:
    - i. Your References page must be in APA format\*.
    - ii. Under each reference/website, please provide a brief summary (no more than one paragraph) of the website
  5. **Email** your recording to your professor. **Students must use their College of the Mainland One Drive Account to upload and email the presentation.**
  6. Lastly, **upload** your completed written summary to the assignment.
    - a. Always be sure to upload assignments by opening the assignment link and going to ***Attach File*** in the ***Assignment Submission*** section.

Be sure to turn in all materials by the assigned DUE DATE (posted in your syllabus and in the assignment title).

\*For a brief description of APA format, including how to cite and create a References page, please click and review the following link: <http://www.landmark.edu/library/citation-guides/landmark-college-citation-guides/apa-citation-style-guide/>

Each Presentation Post will be worth a **maximum of 35 points**. You will earn up to 10 points for Quality of Information and Organization, up to 10 points for Quality of Verbal Communication, up to 10 points for Quality of Non-Verbal Communication and up to 5 points for the Written Summary.

**PRESENTATION POSTS**

Points Possible	15-11	10-6	5-1	0
Information and Organization	Begins with a clear focus.  Clearly organized.  Mention of at least five specific points from the assigned articles or videos.  Information from assigned articles or videos is related to personal experience or opinions.  Description of how your topic impacts (or may impact) our society on the community, state and national level  Description of what you have learned and how this may influence your and society's thoughts  Relation of new information to old information learned in the course to date.  Discussion of what was learned and not just a recitation of facts from the assigned articles or videos.	Begins with a clear focus.  Not clearly organized.  Mention of at least three specific points from the assigned articles or videos.  Information from assigned articles or videos is minimally related to personal experience or opinions.  Minimal description of how your topic impacts (or may impact) our society on the community, state and national level  Minimal description of what you have learned and how this may influence your and society's thoughts  Minimal relation of new information to old information learned in the course to date.	Begins without a clear focus.  Not clearly organized.  Mention of at less than three specific points from the assigned articles or videos.  Information from assigned articles or videos is not related to personal experience or opinions.  No description of how your topic impacts (or may impact) our society on the community, state and national level  No description of what you have learned and how this may influence your and society's thoughts  Relation of new information to old information learned in the course to date.	No Presentation Post Submitted.  Presentation is less than 5 minutes.

	Concludes with final statement	Discussion of what was learned and not just a recitation of facts from the assigned articles or videos.  Concludes with final statement	Discussion of what was learned and not just a recitation of facts from the assigned articles or videos.  Concludes with final statement	
Verbal Communication	Presentation is more than 5 minutes. Voice is clear and not rushed. No more than 2 mispronunciations.	Presentation is more than 5 minutes. Voice is clear but rushed. 3-4 mispronunciation	Presentation is exactly 5 minutes. Voice is not clear and rushed. More than 4 mispronunciations.	

Points Possible	5	4	3	2	1	0
Written Summary	<p>Length of approximately 1 page</p> <p>Mention of at least five specific points from the assigned articles or videos.</p> <p>Information from assigned articles or videos is related to personal experience or opinions.</p> <p>Paper is written thoughtfully and in original thoughts.</p> <p>Discussion of what was learned and not just a recitation of facts from the assigned articles or videos.</p> <p>Relation of new information to old information learned in the course to date.</p>	<p>Length of approximately 1 word processing page (e.g. Microsoft Word).</p> <p>Mention of at least five specific points from the assigned articles or videos.</p> <p>Information from assigned articles or videos is related to personal experience or opinions.</p> <p>Paper is written thoughtfully and in original thoughts.</p> <p>Discussion of what was learned and not just a recitation of facts from the assigned articles or videos.</p>	<p>Length of approximately less than 1 but greater than ½ word processing page (e.g. Microsoft Word).</p> <p>Mention of at least four specific points from the assigned articles or videos.</p> <p>Information from assigned articles or videos is related to personal experience or opinions.</p> <p>Paper is written thoughtfully and in original thoughts.</p> <p>Majority of content comes from recitation of facts from the assigned articles or videos</p>	<p>Length of approximately ½ word processing page (e.g. Microsoft Word).</p> <p>Mention of at least three specific points from the assigned articles or videos.</p> <p>Information from assigned articles or videos is related to personal experience or opinions.</p> <p>Paper is written thoughtfully and in original thoughts.</p> <p>Majority of content comes from recitation of facts from the assigned articles or videos.</p>	<p>Length of less than 5 sentences.</p> <p>Mention of less than 3 specific points from the assigned articles or videos.</p> <p>Information from assigned articles or videos is not related to personal experience or opinions.</p> <p>Majority of content comes from recitation of facts from the assigned articles or videos.</p>	<p>No Written Summary Submitted</p>

## RECORDING INSTRUCTIONS

### General Instructions

You must record all of your presentations, however **TWO** must be with **an audience of at least 2 or more people (16yo or older)**.

For the presentation with the audience, you must pan (scan) across the audience to verify you have a minimum of two audience members in attendance. This panning (scanning) of the camera must occur at the beginning of the presentation and the end of the presentation (To make sure no one ran out on you 😊).

All presentation posts must be uploaded to a COM One Drive and the link must be sent to your instructor.

The following are some easy ways to record your presentation.

### EASIEST Solution for Recording:

1. Get a peer to record you doing your presentation using a phone, laptop, or video recording device.
2. Import the video to your computer.
3. Post to COM One Drive.

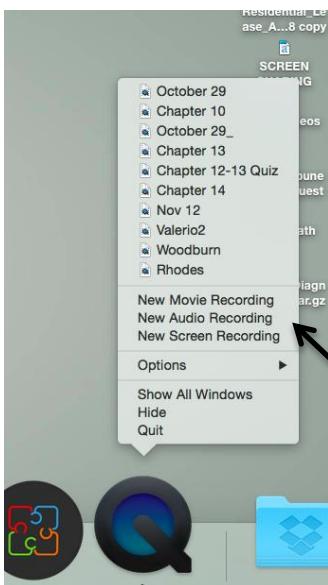
### EASY Solution for Recording:

1. Go to Screencast-o-matic.com or similar screen/video recording website/software.
2. Create an account
3. View the tutorial video
4. Record your presentation\*
5. Share link to the professor

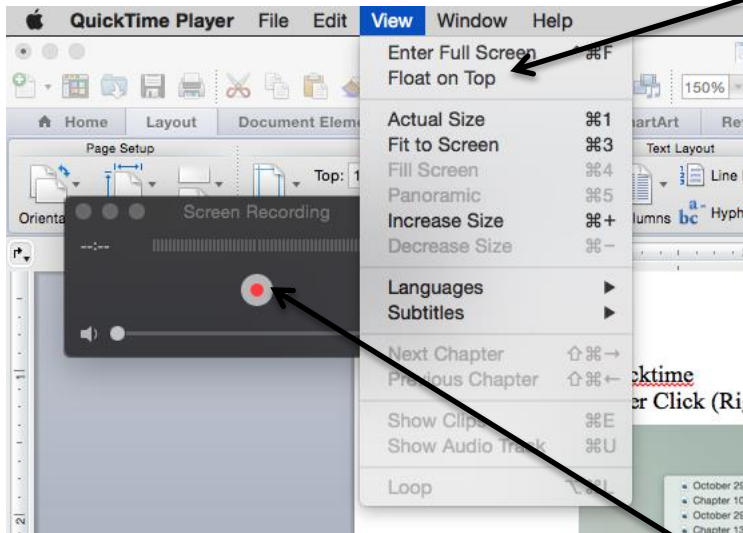
\*After recording Screencast-o-Matic automatically uploads videos to your account and/or YouTube and gives you the option to share your Video.

### For MAC Users (No Downloads Necessary)

1. Open Quicktime
2. Two Finger Click (Right Click) on Quicktime



3. Click on **New Screen Recording** and **New Movie Recording**
4. Click on **View** at the top of the screen and click **FLOAT ON TOP**



5. Then when you are ready click the record button on the **Screen Recording** window and you are ready to start your Presentation.

Sorry PC users I don't know how to make this happen without downloading an application. ☹

## **Online Course FAQs**

### **1. What do I do if Blackboard is down?**

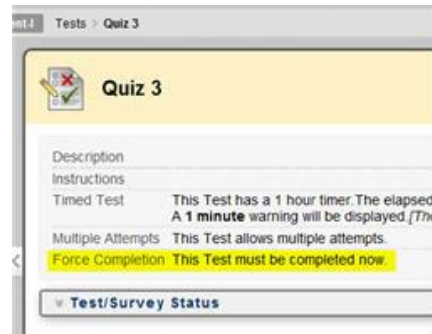
Please be aware that outages do occur. If a student becomes aware of a Blackboard outage or is having difficulties accessing their Blackboard account, please contact Blackboard Student Support - DE Hotline at 409-933-8453. Phone hours are Monday through Friday between 8:00am and 5:00pm. After 5:00pm or on weekends, please leave a message with the following information: Student name, COM ID, phone number and issue. Please plan on completing assignments during the work week (Mon-Fri) in case a Blackboard outage or problem occurs. If you wait until the last minute and Blackboard has an outage, your grade can be affected.

### **2. Can I contact my instructor on the weekend?**

Yes, please feel free to contact your instructor whenever you have a problem or concern. However, make sure to review your instructor's communication policy to determine when you should expect a response.

### **3. I got disconnected from a quiz/exam...**

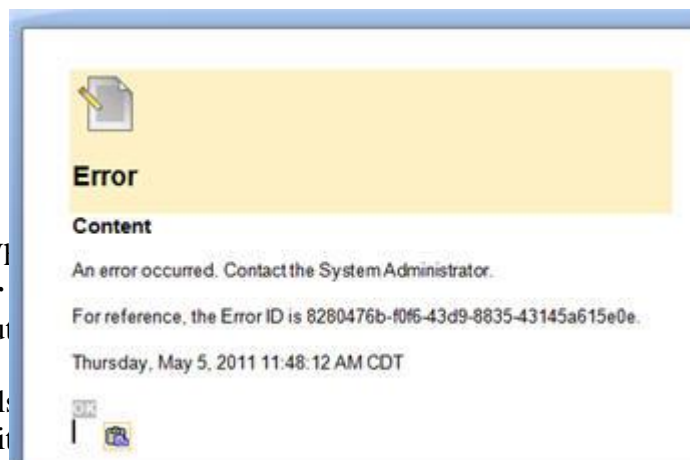
If you get disconnected from an exam, you may be able to log in and continue **if the instructor did not use Force Completion** (complete test in one log in session), and if there is any allotted time left. Information can be found on Force Completion in the test Instructions:



If you obtain an **Error ID**, please try to copy and paste the information in a word document and submit this information in a Support Ticket:



The above Error ID copied & pasted into a word document:



WI  
or  
but  
Al  
wit  
discretion of your instructor

ne course, section and exact quiz  
ful information, such as, what  
.  
w you experienced a technical issue  
et. Remember, **it is always up to the**  
discretion of your instructor whether or not a test attempt will be reset for you.

**4. What do I do if I need to look at PowerPoint slides, but don't have Microsoft Office?**

**GET IT FOR FREE!!**

College of the Mainland is excited to offer faculty, staff and students Microsoft Office 365 e-mail. Office 365 e-mail will deliver a cutting edge and feature rich e-mail experience to COM faculty, staff and students.

Benefits that faculty, staff and students will experience include:



- Access to e-mail anywhere (PC, tablets, mobile phones)
- E-mail, calendar, contacts, tasks sync across devices
- Large 50GB mail box size
- Experience with Outlook, a cross- industry standard e-mail platform
- 1 TB of storage on OneDrive
- 5 FREE Copies of Microsoft Office – [Click here](#) for instructions

**5. What should I do if I have a question about the course or the assignments?**

First refer to your syllabus. If you cannot find the answer please contact your instructor immediately!

**Student Learner Outcomes:**

Upon successful completion of this course, students will:

1. Identify various research methods and their characteristics used in the scientific study of psychology.
2. Describe the historical influences and early schools of thought that shaped the field of psychology.
3. Describe some of the prominent perspectives and approaches used in the study of psychology.
4. Use terminology unique to the study of psychology.
5. Describe accepted approaches and standards in psychological assessment and evaluation.
6. Identify factors in physiological and psychological processes involved in human behavior.
7. Develop, interpret, and express ideas through written communication.
8. Develop, interpret, and express ideas through oral communication.
9. Demonstrate intercultural competence, knowledge of civic responsibility, and the ability to engage effectively in regional, national, and global communities.

**Core Objectives:**

Students successfully completing this course will demonstrate competency in the following Core Objectives:

1. **Critical Thinking Skills\*:** Students will demonstrate creative thinking, innovation, and the ability to analyze, evaluate, and synthesize information.
2. **Communication Skills\*:** Develop, interpret, and express ideas through written, oral, and visual communication.
3. **Social Responsibility\*:** Students will demonstrate intercultural competence, knowledge of civic responsibility, and the ability to engage effectively in regional, national, and global communities.
4. **Empirical and Quantitative Skills\*:** To include the manipulation and analysis of numerical data or observable facts resulting in informed conclusions.

**Table Mapping SLOs, Core Objectives and Assignments:**

<b>Student Learner Outcome (SLO)</b>	<b>Maps to Core Objective (CO)</b>	<b>Assessed via this Assignment</b>
1. Identify various research methods and their characteristics used in the scientific study of psychology	Empirical and Quantitative	Discussion Board Questions, Quizzes and Exams
2. Describe the historical influences and early schools of thought that shaped the field of psychology		Discussion Board Questions, Quizzes and Exams
3. Describe some of the prominent perspectives and approaches used in the study of psychology	Critical Thinking	Discussion Board Questions, Quizzes and Exams
4. Use terminology unique to the study of psychology		

		Discussion Board Questions, Quizzes, Presentation and Exams
5. Describe accepted approaches and standards in psychological assessment and evaluation	Empirical and Quantitative	Discussion Board Questions, Quizzes and Exams
6. Identify factors in physiological and psychological processes involved in human behavior	Critical Thinking	Discussion Board Questions, Quizzes, Presentation and Exams
7. (CS1) Develop, interpret and express ideas through written communication	Communication Skills (Written)	Discussion Board Questions, Presentation and Exams (Short Answers)
8. (CS2) Develop, interpret and express ideas through oral communication	Communication Skills (Oral)	Discussion Board Questions (Classroom Discussions) and Presentation
9. (SR) Demonstrate intercultural competence, knowledge of civic responsibility and the ability to engage effectively in regional, national, and global communities.	Social Responsibility	Discussion Board Questions and Presentation